





Lute Albus 36x36 Matte Porcelain Tile

Size (in):	36x36*
Thickness:	10mm
Pattern:	Albus
Material:	Porcelain
Finish:	Matte
Edge:	Rectified
SF per box:	17.44
Pieces per box:	2
SF per piece:	16
Weight per box:	71 lbs



*Nominal size is 90x90 (cm), but a physical measurement of the lot ordered should be taken before shop drawings are made.

		Regulation	Value
	Water Absorption	UNI EN ISO 10545-3	≤ 0.3%
	Flexural Strength	UNI EN ISO 10545-4	1300 N, 35 N/mm ²
	Frost Resistant	UNI EN ISO 10545-12	Yes
	Chemical Resistance	UNI EN ISO 10545-13	A
	Slip Resistant	DIN 51130	R10
	DCOF	Not Available**	Not Available**
Shade Variation Category			V2

**Tests can be requested for large projects